

HALL LAYOUT (Not to scale)

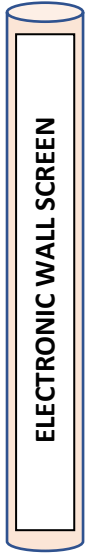
BACK WALL



PLAN A


SEATING FOR 84 (7 rows maximum)

Fire Exit

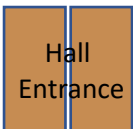



ELECTRONIC WALL SCREEN

340 cm wide x 200 cm deep
(11' x 7.5')



SEATING AREA



Hall
Entrance



Food



Drinks



HALL LAYOUT (Not to scale)

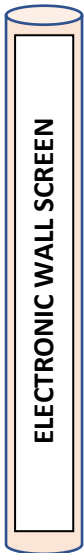

BACK WALL



PLAN B


SEATING FOR 76 (7 rows maximum)

Fire Exit




ELECTRONIC WALL SCREEN

340 cm wide x 200 cm deep
(11' x 7.5')



SEATING AREA



Hall
Entrance

Food

Drinks





HALL LAYOUT (Not to scale)

BACK WALL




PLAN C

Fire Exit

SEATING FOR 75+ PERSONS

ELECTRONIC WALL SCREEN

340 cm wide x 200 cm deep
(11' x 7.5')



SEATING AREA



Hall Entrance

Food

Drinks

